


Education Foundation: Grant Application

Instructions for Teachers

How to register for an account

- To create an account, click login at the bottom left of the page



- Then under New User enter your information (you must use your district provided email address to be recognized as a teacher) and finish by clicking create account.

login A A A

User Login

Returning User

Sign In _____

* Username

* Password

• [I have forgotten my password, and want to reset it](#)

New User

Register _____

* First Name

* Last Name

* Email Address

* Confirm Email Address

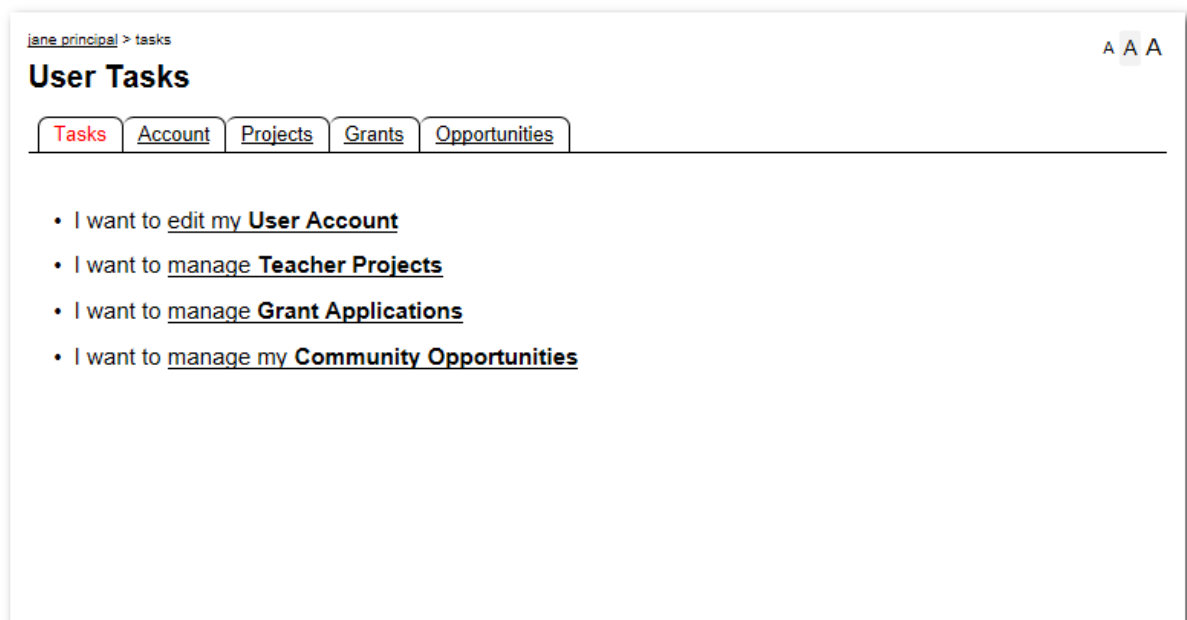
* Password

* Confirm Password


- An email will be sent to the email address you provided, asking that you **validate your account**. Click on the link provided in the email. this will take you to your account page on the site.



- This will take you to your account page on the site.



- To create a grant application you must be logged into your account. To do this you will click on the “Login” button which will be at the bottom of the page.



- This will take you to the User Login page. Enter your login information, and hit submit. If you have not yet registered and validated your account, you will need to do so before proceeding.

login

User Login

Returning User

Sign In _____

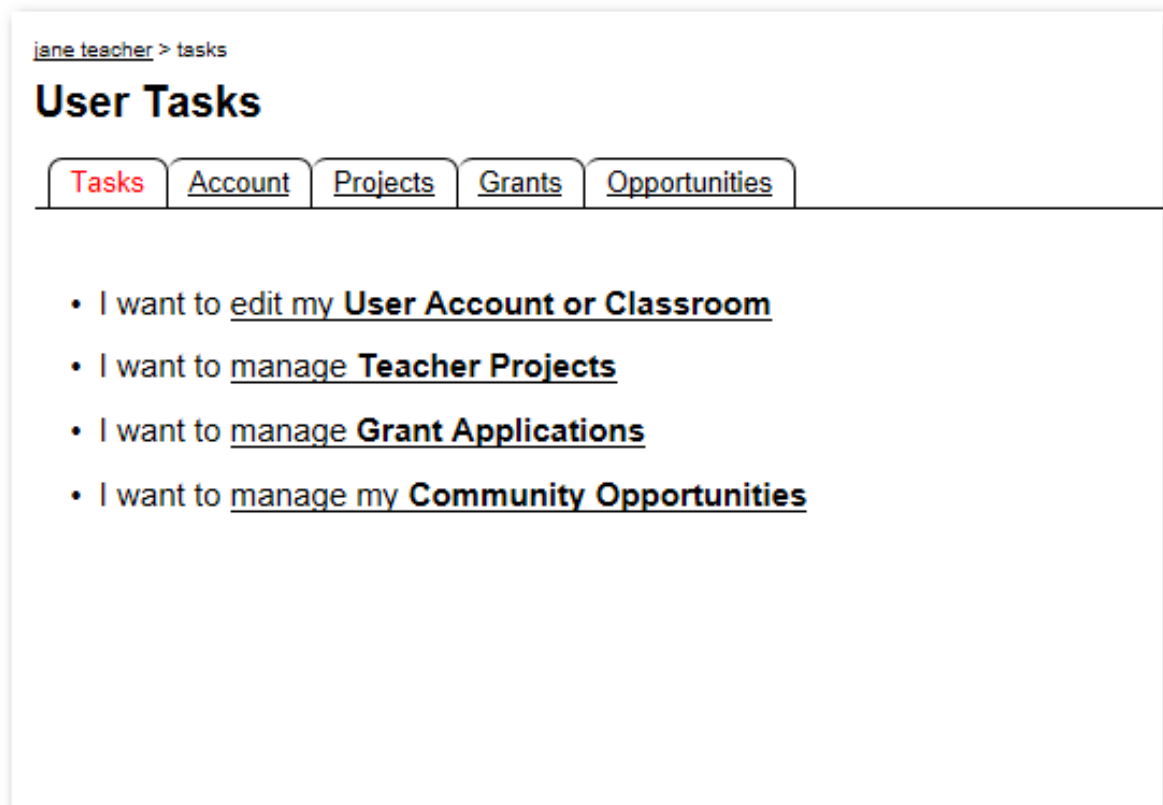
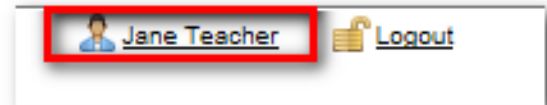
* Username

* Password

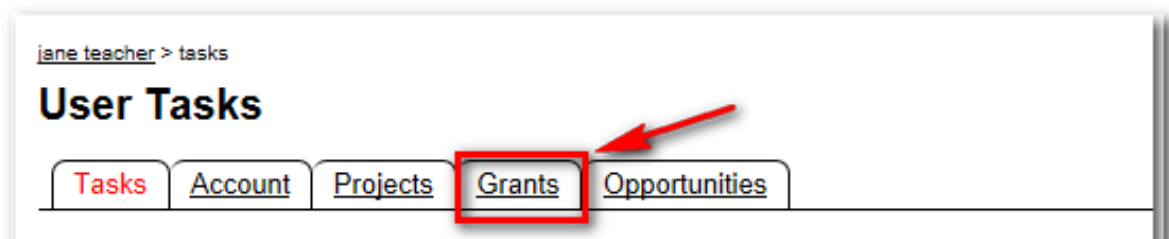
Login

- [I have forgotten my password, and want to reset it](#)

- Once you have logged in, go to the bottom of the page and click on the icon that says your name to bring you to your Account page.



- To access the grant component, click on the “Grants” tab and it will bring you to the Available Grants.



- Once there, you will be able to select the grant that you would like to apply for in a drop down selection.

Available Grants

Tasks Account Projects **Grants** Opportunities

Status Grant

Select a grant

- Once you have selected the grant you would like to apply for it will display the information for the grant and allow you to begin the application by clicking “Apply”.

Exploring Engineering

Category	Engineering
Opens	05/07/2013
Closes	07/26/2013
Description	The STEM Exploration Grant offers additional funding or resources to grades 6 through 12: specifically in areas related to Science, Technology, Engineering or Math. It allows teachers additional assets that they can use to better teach every student; from students who are struggling to students who are pursuing the highest understanding of a subject. There are several criteria that the proposal must fulfill, and the grant will be awarded to the proposal that the committee deems most conducive and useful to students. Creativity is also an important aspect to determine who receives the grant, since whoever can make the best use of the resources given will be given the project. In all areas the funds available are up to \$1,000 for equipment or materials directly related to the classroom

Applications

Date	Title	Approvals
Apply		

- Once you have completed all necessary fields, you may submit the Application for review by selecting **complete**, and then **submit**. However, if you still need to make changes to the application, select **draft** and then **submit**. This will save the application as a draft for you to submit for review when you have completed it.

Display Options

* Teacher Status ☐ Complete ☒ Draft

You must click "Submit" to save any changes.

Submit

- Once you have clicked submit, you will be taken back to the Available Grants page, where your application will be at the bottom. If you have saved the application as a draft, you can make changes by clicking edit. There is also a printable version of the application available by clicking on "view".

Title	Approvals	+ Apply	
Exploring Engineering	N/A	Edit	View